

**Casing**

<b>Artistic</b> 3/8 x 2 CA2 PRMD ● PINE ○ OAK ○ POP ○	<b>Tear Drop</b> 11/16 x 2-1/4 CAT2 PRMD ● PINE ● OAK ● POP ○	<b>Round Edge</b> 7/16 x 2-1/4 CAR2 PRMD ● PINE ● OAK ● POP ○	<b>Oval</b> 11/16 x 2-1/4 CV2 PRMD ● PINE ● OAK ● POP ○	<b>OG</b> 11/16 x 2-1/4 CAO2 PRMD ● PINE ● OAK ● POP ○	<b>Colonial</b> 11/16 x 2-1/2 CAC212 PRMD ● PINE ● OAK ● POP ○	<b>Fluted/Reeded</b> 11/16 x 3-1/4 CAF3 PRMD ● PINE ● OAK ● POP ●	<b>Victorian</b> 5/8 x 2-1/4 #102 CA102 PRMD ● PINE ○ OAK ○ POP ○	<b>Custom</b> 13/16 x 2-3/4 CA1234 PRMD ● PINE ○ OAK ○ POP ○	<b>Custom</b> 13/16 x 3-1/4 #2007 CA2007 PRMD ● PINE ○ OAK ○ POP ○	<b>1 x 4 Cove</b> PRMD ● PINE ○ OAK ○ POP ○	<b>1 x 4 1-Step</b> PRMD ● PINE ○ OAK ○ POP ○	<b>13/16 x 3-1/4 Bevel CAB3</b> PRMD ● PINE ○ OAK ○ POP ○
--	--	--	--	---	---	--	--	---	---	---	---	---

**WE STOCK HARDWOOD BOARDS**  
 Poplar, Oak and Maple  
 We also stock pine, dbl-primed and MDF boards.

**Base**

<b>Tear Drop</b> 7/16 x 3 BAT3 PRMD ○ PINE ○ OAK ○ POP ○	<b>Tear Drop</b> 7/16 x 3-1/4 BAT314 PRMD ● PINE ● OAK ● POP ○	<b>Tear Drop</b> 9/16 x 3-1/4 BAT3149 PRMD ○ PINE ○ OAK ○ POP ○	<b>OG</b> 7/16 x 3 BAO3 PRMD ● PINE ● OAK ● POP ○	<b>OG</b> 7/16 x 3-1/4 BAO314 PRMD ● PINE ● OAK ● POP ○	<b>OG</b> 9/16 x 3-1/4 BAO3149 PRMD ● PINE ● OAK ● POP ○	<b>OG</b> 9/16 x 4-1/4 BAO414 PRMD ● PINE ● OAK ● POP ○	<b>OG</b> 9/16 x 5-1/4 BAO514 PRMD ● PINE ● OAK ● POP ○	<b>Round Edge</b> 3/8 x 3-1/4 BAR314 PRMD ● PINE ● OAK ● POP ○	<b>Round Edge</b> 9/16 x 3-1/4 BAR3149 PRMD ● PINE ● OAK ● POP ○	<b>Victorian</b> 1/2 x 3-1/4 #103 BA103 PRMD ● PINE ○ OAK ○ POP ○	<b>Victorian</b> 11/16 x 4 1/2 BA1412 PRMD ● PINE ○ OAK ○ POP ○	<b>Victorian</b> 11/16 x 5 1/4 BA1514 PRMD ● PINE ○ OAK ○ POP ○	<b>Victorian</b> 3/4 x 7 1/4 BA1714 PRMD ● PINE ○ OAK ○ POP ○	<b>Custom</b> 3/4 x 5-3/4 #313 BA313 PRMD ● PINE ○ OAK ○ POP ○	<b>Custom</b> 3/4 x 7-1/4 #313 BA313 PRMD ● PINE ○ OAK ○ POP ○	<b>11/16 x 5-1/4 Cove</b> PRMD ● PINE ○ OAK ○ POP ○	<b>11/16 x 7-1/4 Cove</b> PRMD ● PINE ○ OAK ○ POP ○	<b>3/4 x 5-1/4 1-Step</b> PRMD ● PINE ○ OAK ○ POP ○	<b>3/4 x 7-1/4 1-Step</b> PRMD ● PINE ○ OAK ○ POP ○	<b>11/16 x 5-1/4 Bevel BAB5</b> PRMD ● PINE ○ OAK ○ POP ○	<b>11/16 x 7-1/4 Bevel BAB7</b> PRMD ● PINE ○ OAK ○ POP ○
---	---	--	--	--	---	--	--	---	---	--	--	--	--	---	---	---	---	---	---	---	---

**Cove and Crown**

<b>Cove &amp; Bead</b> 1/2 x 9/16 CB9 PRMD ○ PINE ○ OAK ○ POP ○	<b>Cove &amp; Bead</b> 1/2 x 1/2 CV2 PRMD ○ PINE ○ OAK ○ POP ○	<b>Cove &amp; Bead</b> 3/4 x 3/4 CV34 PRMD ○ PINE ○ OAK ○ POP ○	<b>Cove &amp; Bead</b> 11/16 x 1-1/8 CV118 PRMD ○ PINE ○ OAK ○ POP ○	<b>Cove &amp; Bead</b> 9/16 x 1-5/8 CV158 PRMD ○ PINE ○ OAK ○ POP ○	<b>Cove &amp; Bead</b> 9/16 x 2-1/4 CV214 PRMD ○ PINE ○ OAK ○ POP ○	<b>Cove &amp; Bead</b> 9/16 x 1-5/8 CRT58 PRMD ○ PINE ○ OAK ○ POP ○	<b>Cove &amp; Bead</b> 9/16 x 2-1/4 CRT214 PRMD ○ PINE ○ OAK ○ POP ○	<b>Cove &amp; Bead</b> 9/16 x 3-1/4 CV314 PRMD ○ PINE ○ OAK ○ POP ○	<b>Cove &amp; Bead</b> 11/16 x 4-1/4 CV414 PRMD ○ PINE ○ OAK ○ POP ○	<b>Cove &amp; Bead</b> 11/16 x 5-1/4 CV514 PRMD ○ PINE ○ OAK ○ POP ○	<b>Cove &amp; Bead</b> 9/16 x 3-1/4 CV314 PRMD ○ PINE ○ OAK ○ POP ○	<b>Cove &amp; Bead</b> 9/16 x 4-1/4 CV414 PRMD ○ PINE ○ OAK ○ POP ○	<b>Cove &amp; Bead</b> 9/16 x 5-1/4 CV514 PRMD ○ PINE ○ OAK ○ POP ○	<b>Cove &amp; Bead</b> 3/4 x 4-1/4 FCP1 CR14 PRMD ● PINE ● OAK ● POP ●	<b>Cove &amp; Bead</b> 11/16 x 5-1/4 FCP1 CR15 PRMD ● PINE ● OAK ● POP ●	<b>Cove &amp; Bead</b> 1 x 5-7/8 Notched CR118 PRMD ● PINE ● OAK ● POP ●
--	---	--	---	--	--	--	---	--	---	---	--	--	--	---	---	---

Available in 3 other sizes... Ask Salesperson

**MDF** Additional MDF profiles available in 1-3 working days. Contact us for a complete listing.

<b>Casing</b> 9/16 x 2-1/4 MDF556(OG) PRMD ● PINE ● OAK ● POP ○	<b>Casing</b> 11/16 x 3 MDF411 PRMD ● PINE ● OAK ● POP ○	<b>Casing</b> 11/16 x 3-1/2 MDF535 PRMD ● PINE ● OAK ● POP ○	<b>Casing</b> 5/8 x 2-1/4 MDF473LM (RE) PRMD ● PINE ● OAK ● POP ○	<b>Casing</b> 11/16 x 2-3/4 MDF420 PRMD ● PINE ● OAK ● POP ○	<b>Casing</b> 11/16 x 3-1/4 MDF421 PRMD ● PINE ● OAK ● POP ○	<b>Casing</b> 11/16 x 3-1/4 MDF445 PRMD ● PINE ● OAK ● POP ○	<b>Casing</b> 3/4 x 3-1/4 MDF8063 PRMD ● PINE ● OAK ● POP ○	<b>Crown</b> 5/8 x 4-1/4 MDF40 PRMD ● PINE ● OAK ● POP ○	<b>Crown</b> 9/16 x 5-1/4 MDF45 PRMD ● PINE ● OAK ● POP ○	<b>Crown</b> 1-3/16 x 6-5/16 MDF41 PRMD ● PINE ● OAK ● POP ○
--	---	---	--	---	---	---	--	---	--	---

**Back Bands**

<b>RE</b> 1 x 1 BCR PRMD ○ PINE ○ OAK ○ POP ○	<b>FCP-1</b> 1-1/16 x 1-1/2 BC1 PRMD ● PINE ○ OAK ○ POP ○	<b>FCP-2</b> 1 x 1 BC2 PRMD ● PINE ○ OAK ○ POP ○	<b>FCP-3</b> 7/8 x 1-1/4 BC3 PRMD ● PINE ○ OAK ○ POP ○	<b>Bevel</b> 1-1/16 x 1-1/2 BCB1 PRMD ● PINE ○ OAK ○ POP ○
--	--	---	---	---

**Still Stock** All thicknesses are 11/16.

4-1/2	5-1/4	7-1/4
2-3/4	3-1/4	
PRMD ●	PRMD ●	PRMD ●
PINE ○	PINE ○	PINE ○
OAK ○	OAK ○	OAK ○
POP ○	POP ○	POP ○

**Base**

<b>Base</b> 1/2 x 3-1/4 MDF623 (OG) PRMD ● PINE ● OAK ● POP ○	<b>Base</b> 9/16 x 4-1/4 MDF412 PRMD ● PINE ● OAK ● POP ○	<b>Base</b> 9/16 x 5 MDF45 PRMD ● PINE ● OAK ● POP ○	<b>Base</b> 1/2 x 3-1/4 MDF433LM (RE) PRMD ● PINE ● OAK ● POP ○	<b>Base</b> 9/16 x 4-1/4 MDF430SM PRMD ● PINE ● OAK ● POP ○	<b>Base</b> 9/16 x 5-1/2 MDF430LM PRMD ● PINE ● OAK ● POP ○	<b>Base</b> 9/16 x 5-1/4 MDF163E PRMD ● PINE ● OAK ● POP ○	<b>Base</b> 9/16 x 7-1/4 MDF163E PRMD ● PINE ● OAK ● POP ○	<b>Base</b> 5/8 x 6-1/2 MDF8263 PRMD ● PINE ● OAK ● POP ○	<b>Misc.</b> Chairrail MDF300 1 x 3 PRMD ○ PINE ○ OAK ○ POP ○	<b>Misc.</b> MDF390 11/16 x 2-5/8 PRMD ○ PINE ○ OAK ○ POP ○	<b>Misc.</b> MDF163M 11/16 x 1-3/8 PRMD ○ PINE ○ OAK ○ POP ○
--	--	---	--	--	--	---	---	--	--	--	---

**Chair Rail**

<b>Band</b> 11/16 x 2-1/4 CHB2 PRMD ● PINE ○ OAK ○ POP ○	<b>Colonist</b> 11/16 x 2-5/8 CHC2 PRMD ● PINE ○ OAK ○ POP ○	<b>OG</b> 1/2 x 2-1/4 CHQ2 PRMD ● PINE ○ OAK ○ POP ○	<b>FCP3011</b> 15/16 x 3-1/4 CH3011 PRMD ● PINE ○ OAK ○ POP ○
---	---	---	--

**Mantel Moulding**

<b>Mantel Moulding</b> 1-1/2 x 5-1/2 MA3 PRMD ● PINE ○ OAK ○ POP ○	<b>Mantel Moulding</b> 1-1/16 x 3-1/2 MA3 PRMD ● PINE ○ OAK ○ POP ○
---	--

**Brick & Rake Mould**

Stocked in Fingerjoint- primed only.

<b>BRICK MOULD</b> 1-1/4 x 2 ANDERSEN PRMD ● PINE ○ OAK ○ POP ○	<b>RAKE MOULD</b> 1-1/2 x 3-3/4 RAS PRMD ● PINE ○ OAK ○ POP ○
--	--

**Panel Mouldings**

<b>Stock in Pine</b> 9/16 x 1-1/4 A9 PAA9 PRMD ● PINE ● OAK ● POP ○	<b>Stock in Pine</b> 9/16 x 1-1/8 LIP PAL PRMD ● PINE ● OAK ● POP ○	<b>Stock in Pine</b> 9/16 x 7/8 Neck PAN PRMD ● PINE ● OAK ● POP ○	<b>Stock in Pine</b> 3/8 x 1-3/8 460 PA460 PRMD ● PINE ● OAK ● POP ○	<b>Stock in Pine</b> 1/2 x 1 462 PA462 PRMD ● PINE ● OAK ● POP ○	<b>Stock in Pine</b> 11/16 x 1-3/4 468 PA468 PRMD ● PINE ● OAK ● POP ○	<b>Stock in Pine</b> 11/16 x 1-1/4 PICTURE PAP PRMD ● PINE ● OAK ● POP ○	<b>Stock in Pine</b> 11/16 x 1-1/4 BED PAB1 PRMD ● PINE ● OAK ● POP ○	<b>Stock in Poplar &amp; Oak</b> 9/16 x 7/8 Neck w/ 1/4 x 1/4 Rabbt PANR PRMD ● PINE ● OAK ● POP ○	<b>Stock in Poplar &amp; Oak</b> 3/4 x 1-5/8 429A PA429A PRMD ● PINE ● OAK ● POP ○	<b>Stock in Poplar &amp; Oak</b> 3/4 x 1-3/4 FCP1 PA1 PRMD ● PINE ● OAK ● POP ○	<b>Stock in Poplar &amp; Oak</b> 3/4 x 1-3/4 FCP2 PA2 PRMD ● PINE ● OAK ● POP ○	<b>Stock in Poplar &amp; Oak</b> 7/8 x 1-3/4 FCP3 PA3 PRMD ● PINE ● OAK ● POP ○	<b>Stock in Poplar &amp; Oak</b> 1-1/8 x 1-7/8 FCP4 PA4 PRMD ● PINE ● OAK ● POP ○
--	--	---	---	---	---	---	--	---	---	--	--	--	--

**Ship Lap**

<b>Stock in Poplar</b> 5-1/2 PRMD ● PINE ○ OAK ○ POP ○	<b>Stock in Poplar</b> 1-1/8 PRMD ● PINE ○ OAK ○ POP ○
---	---

**Miscellaneous Profiles**

<b>Shoe</b> 1/2 x 3/4 SH PRMD ● PINE ● OAK ● POP ○	<b>Quarter Round</b> 11/16 x 1-1/8 SH11 PRMD ● PINE ● OAK ● POP ○	<b>Half Round</b> 1/4 x 1/4 QUR14 PRMD ○ PINE ○ OAK ○ POP ○	<b>Half Round</b> 3/8 x 3/8 QUR38 PRMD ○ PINE ○ OAK ○ POP ○	<b>Half Round</b> 1/2 x 1/2 QUR12 PRMD ○ PINE ○ OAK ○ POP ○	<b>Half Round</b> 3/4 x 3/4 QUR34 PRMD ○ PINE ○ OAK ○ POP ○	<b>Parting Stop</b> 1/2 x 11/16 HA3 PRMD ○ PINE ○ OAK ○ POP ○	<b>Parting Stop</b> 1/2 x 1 HA1 PRMD ○ PINE ○ OAK ○ POP ○	<b>Corner Gaurd</b> 1/2 x 3/4 PR PRMD ○ PINE ○ OAK ○ POP ○	<b>Corner Gaurd</b> 3/4 x 3/4 COR PRMD ○ PINE ○ OAK ○ POP ○	<b>Corner Gaurd</b> 1-1/8 x 1-1/8 COR1 PRMD ○ PINE ○ OAK ○ POP ○	<b>Corner Gaurd</b> 1-5/16 x 1-5/16 COR15 PRMD ○ PINE ○ OAK ○ POP ○	<b>Stop</b> 1-1/8 x 1-1/8 COO1 PRMD ○ PINE ○ OAK ○ POP ○	<b>Stop</b> 7/16 x 1-1/4 STO118 PRMD ○ PINE ○ OAK ○ POP ○	<b>Stop</b> 7/16 x 1-3/8 STO138 PRMD ○ PINE ○ OAK ○ POP ○	<b>Stop</b> 7/16 x 1-3/4 STO134 PRMD ○ PINE ○ OAK ○ POP ○	<b>Stop</b> 7/16 x 1-1/4 STR118 PRMD ○ PINE ○ OAK ○ POP ○	<b>Stop</b> 7/16 x 1-3/8 STR138 PRMD ○ PINE ○ OAK ○ POP ○	<b>Stop</b> 7/16 x 1-5/8 STR158 PRMD ○ PINE ○ OAK ○ POP ○	<b>Stop</b> 7/16 x 1-1/4 STT118 PRMD ○ PINE ○ OAK ○ POP ○	<b>Stop</b> 7/16 x 1-3/8 STT138 PRMD ○ PINE ○ OAK ○ POP ○	<b>Stop</b> 7/16 x 1-3/4 STT134 PRMD ○ PINE ○ OAK ○ POP ○
---	--	--	--	--	--	--	--	---	--	---	--	---	--	--	--	--	--	--	--	--	--

**Lattice**

<b>Lattice</b> 1-1/8 LA118 PRMD ● PINE ○ OAK ○ POP ○	<b>Lattice</b> 1-3/8 LA138 PRMD ● PINE ○ OAK ○ POP ○	<b>Lattice</b> 1-3/4 LA134 PRMD ● PINE ○ OAK ○ POP ○	<b>Lattice</b> 2" LA2 PRMD ● PINE ○ OAK ○ POP ○	<b>Lattice</b> 5-1/2 LA5 PRMD ● PINE ○ OAK ○ POP ○
---	---	---	--	---

**Closet Pole**

<b>Closet Pole</b> 1-1/4 PRMD ● PINE ○ OAK ○ POP ○
---

**Blocks**

<b>Bullseye Base</b> 2 1/2" RO2 PRMD ● PINE ○ OAK ○ POP ○	<b>Standard Base</b> 5 3/4 x 3 1/2" BLB PRMD ● PINE ○ OAK ○ POP ○
--	--

**Dentil**

<b>Dentil</b> 7/16 x 1-3/4 DE134 PRMD ● PINE ○ OAK ○ POP ○
---

**Screen Moulding**

<b>Flat</b> 1/4 x 3/4 SCF PRMD ● PINE ○ OAK ○ POP ○	<b>Beaded</b> 1/4 x 3/4 SCB PRMD ● PINE ○ OAK ○ POP ○	<b>Clover</b> 5/16 x 3/4 SCC PRMD ● PINE ○ OAK ○ POP ○
--	--	---

**Nosed Boards**

Nosed profiles are available in any stock board or stock species. Allow 3-4 days for production.

<b>Bullnose</b> PRMD ● PINE ○ OAK ○ POP ○	<b>Roman Ogee</b> PRMD ● PINE ○ OAK ○ POP ○	<b>Sill</b> PRMD ● PINE ○ OAK ○ POP ○
---	---	---

**Wall Rail**

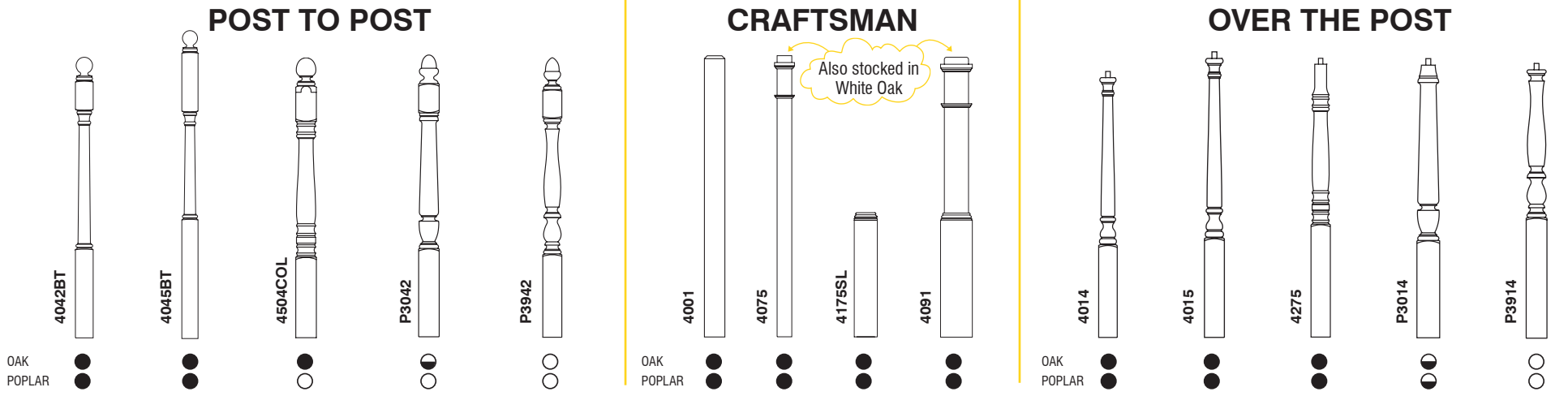
<b>Wall Rail</b> 1-1/8 x 2-1/4 WAO PRMD ● PINE ○ OAK ○ POP ○	<b>Wall Rail</b> 1-3/8 x 1-5/8 WAR PRMD ● PINE ○ OAK ○ POP ○
---	---

**Bar Rail**

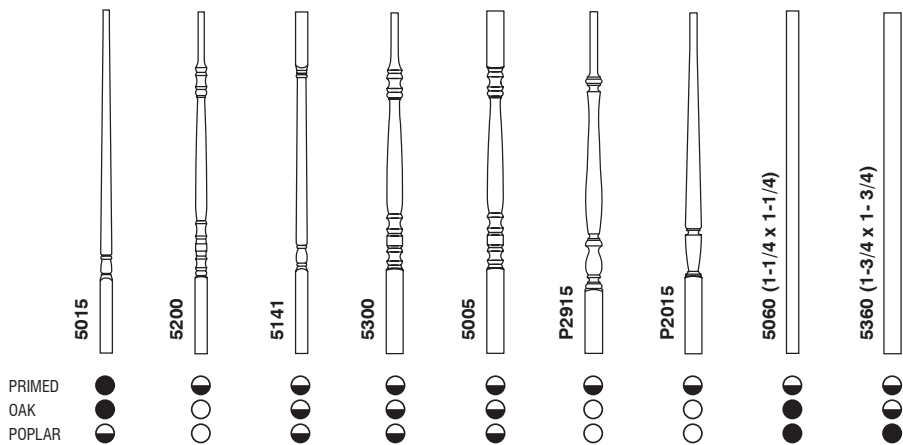
<b>Bar Rail</b> 1-1/2 x 5-3/8 PRMD ● PINE ○ OAK ○ POP ○
--

**NOTICE:** 'PRMD' refers to a fingerjoint-primed product, in a few profiles it may be bare fingerjoint. PRMD material is generally stocked in 14's or 16's only (or 7's /8's). Sizes and profiles may vary slightly per species. Minimum order quantities and/or set-up charges may apply to special order items. Availability subject to change.

**Newel Posts**

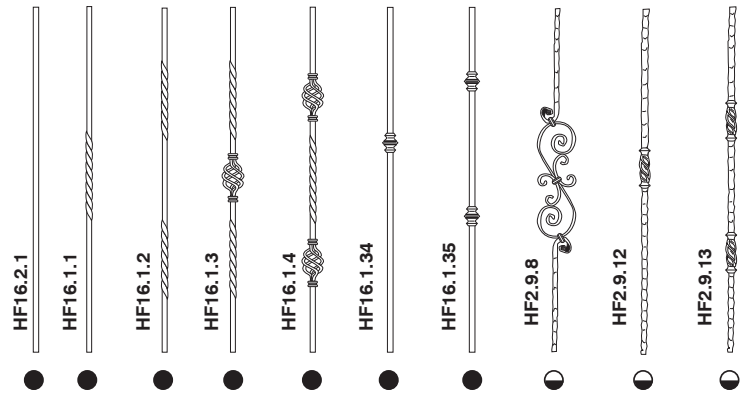


**Wood Balusters**



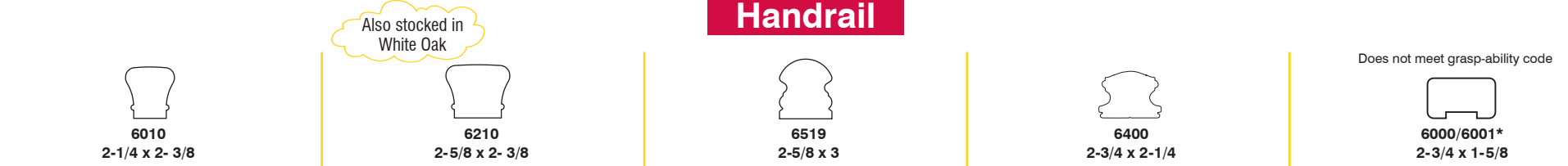
A wide range of styles and species are available. Consult your salesperson for an L.J. Smith Systems Catalog for more options.

**Iron Balusters**



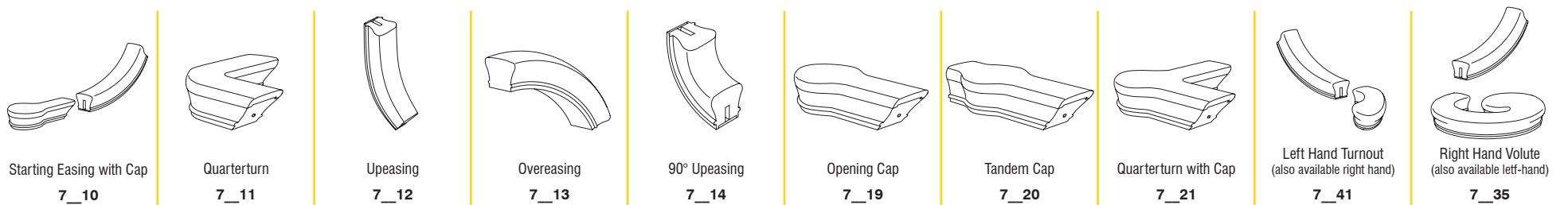
Iron balusters are stocked in satin black. Many other colors and styles are available.\* Some models are available in Hollow.\*

**Handrail**



Handrail is in stock in 6010SC (solid cap) Oak and Poplar, 6210SC Oak and Poplar, 6010SC PLOWED in Oak and Poplar, 6210 PLOWED in Oak and Poplar, 6010 BENDING in Oak, and 6210 BENDING in Oak and Poplar. Consult your salesperson for lead times on non-stock handrail; most are available within 3-10 working days.

**Fittings**



Handrail fittings are stocked in 6010 and 6210 handrail profiles, in both oak and poplar, and both the patented LJ Smith Connect-a-Kit system and the traditional all-solid fitting. Consult your salesperson for lead times on non-stock fittings; most are available within 3-10 working days.

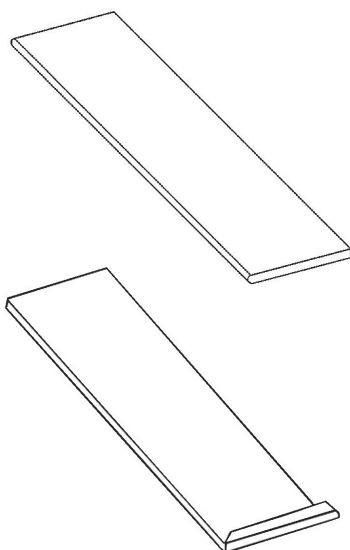
**Treads & Tread Moulding**

**Straight Tread**

Stocked in Oak  
 10-1/2 x 3/6, 4/0, 5/0  
 11-1/2 x 3/6, 4/0, 5/0

**Reversible Return Tread**

Stocked in Oak  
 10-1/2 x 4/0, 4/6  
 11-12 x 4/0, 4/6

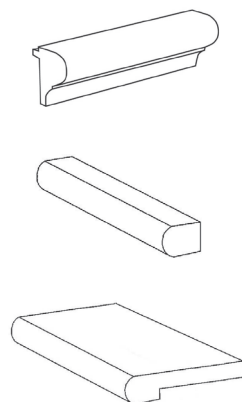


LJ - 8078  
 False Tread Moulding  
 1-1/4" x 1-13/16"

LJ - 8080  
 Return Nosing  
 1-1/16" x 1-1/4"

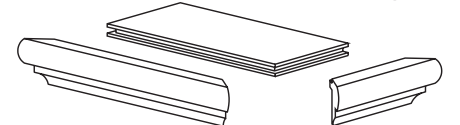
Landing Tread  
 1" x 5-1/4"

Tread mouldings stocked in oak and poplar

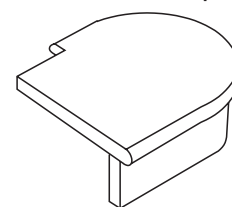


LJ - 8079

False Tread and Riser Kit  
 Stocked in Oak and Poplar



LJ - 8010 - 2  
 False Starting Step  
 Stocked in Oak and Poplar



**\*\*ASK US ABOUT OUR IN-HOUSE CUSTOM MILLWORK CAPABILITIES\*\***

The millwork and production department at Mans Lumber is proud to feature our ability to fulfill your special requests. From double-return treads made to size, to winder treads made to spec, our production capabilities are growing by the day with a quality second-to-none.

**Let Mans Lumber & Millwork turn your vision into our specialty!**